




# Ocean Trawler Yachts



## Seahorse 54' Trawler

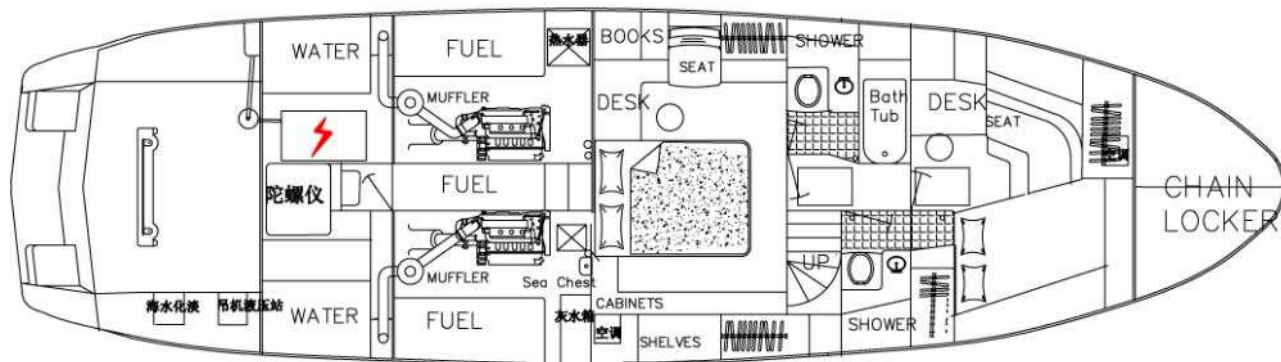


LOA	54'
LWL	50' 2"
Beam	15' 6"
Fuel	840 Gal.
Water	300 Gal.
Displacement	58,000 lbs.

For more information or to view a 2016 Seahorse Marine 54', [contact](#) one of our Professional Yacht Brokers at **Ocean Trawler Yachts – Seattle's Seahorse Marine Dealer** - 1001 Fairview Avenue N Ste 1300 Seattle, WA 98019 Office: 206.659.0710 [www.oceantrawler-yachts.com](http://www.oceantrawler-yachts.com)



## Seahorse 54' Lower Deck



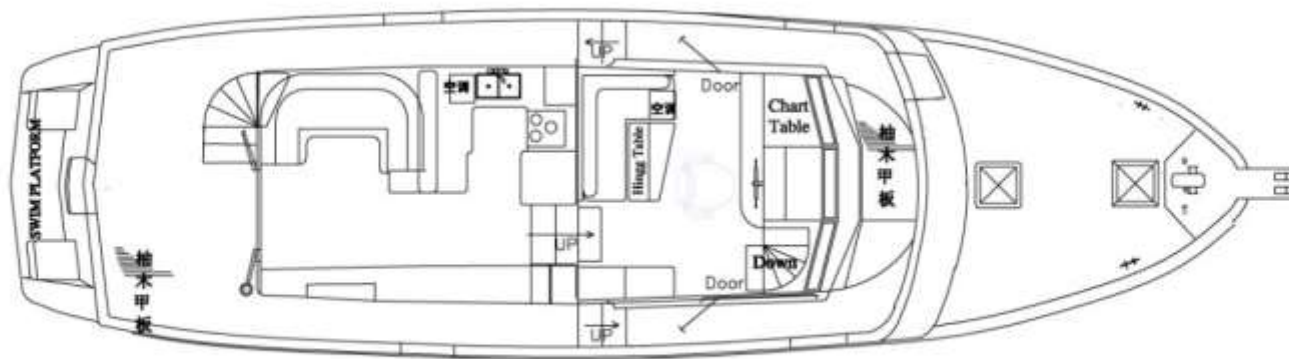
[Explore all that Seahorse has to offer. View and download the Seahorse 2016 / 2017 new build spec sheet.](#)

For more information or to view a 2016 Seahorse Marine 54', [contact](#) one of our Professional Yacht Brokers at **Ocean Trawler Yachts – Seattle's Seahorse Marine Dealer** - 1001 Fairview Avenue N Ste 1300 Seattle, WA 98019 Office: 206.659.0710 [www.oceantrawler-yachts.com](http://www.oceantrawler-yachts.com)

# Ocean Trawler Yachts



## Seahorse 54' Main Deck

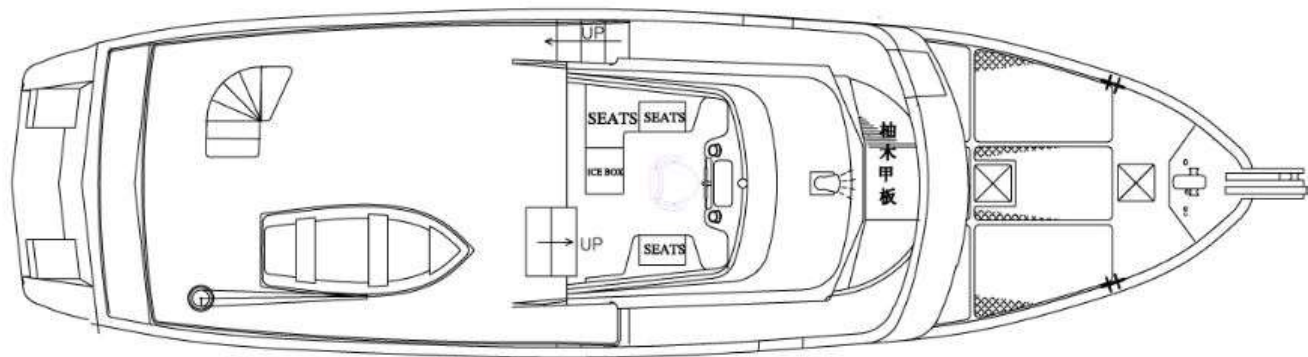


[Explore all that Seahorse has to offer. View and download the Seahorse 2016 / 2017 new build spec sheet.](#)

For more information or to view a 2016 Seahorse Marine 54', [contact](#) one of our Professional Yacht Brokers at **Ocean Trawler Yachts – Seattle's Seahorse Marine Dealer** - 1001 Fairview Avenue N Ste 1300 Seattle, WA 98019 Office: 206.659.0710 [www.oceantrawler-yachts.com](http://www.oceantrawler-yachts.com)



## Seahorse 54' Upper Deck



[Explore all that Seahorse has to offer. View and download the Seahorse 2016 / 2017 new build spec sheet.](#)

For more information or to view a 2016 Seahorse Marine 54', [contact](#) one of our Professional Yacht Brokers at **Ocean Trawler Yachts – Seattle's Seahorse Marine Dealer** - 1001 Fairview Avenue N Ste 1300 Seattle, WA 98019 Office: 206.659.0710 [www.oceantrawler-yachts.com](http://www.oceantrawler-yachts.com)